



# 2016 GENERAL ASSEMBLY

## DEMOGRAPHICS

### SENATE

**38 MEMBERS**

4-Year Term

Half Elected Every 2 Years

### HOUSE

**100 MEMBERS**


2-Year Term


All Elected Every 2 Years

### ALL MEMBERS

NO.	PERCENT		NO.	PERCENT
Must Be Kentucky Resident Preceding Election For At Least 6 Years And In District For 1 Year		 <b>PARTY</b>	Must Be Kentucky Resident Preceding Election For At Least 2 Years And In District For 1 Year	
<b>11</b>	<b>28.9</b>		<b>53</b>	<b>53.0</b>
<b>27</b>	<b>71.1</b>		<b>47</b>	<b>47.0</b>
		<b>Democratic</b> <b>Republican</b>		

NO.	PERCENT	NO.	PERCENT	NO.	PERCENT	
		 <b>GENDER</b>				
34	89.5		116	84.1	82	82.0
4	10.5		22	15.9	18	18.0
		<b>Male</b> <b>Female</b>				

NO.	PERCENT	NO.	PERCENT	NO.	PERCENT	
Must Be At Least 30 Years Old		 <b>AGE</b>	Must Be At Least 24 Years Old			
0	0.0		1	0.7	1	1.0
6	15.8		12	8.7	6	6.0
8	21.1		20	14.5	12	12.0
7	18.4		36	26.1	29	29.0
17	44.7		69	50.0	52	52.0
		<b>21-29</b> <b>30-39</b> <b>40-49</b> <b>50-59</b> <b>60 And Over</b>				

	NO.	PERCENT		NO.	PERCENT
 <b>OCCUPATION</b>					
Private Business	35	25.4	Insurance	3	2.2
Attorney	25	18.1	Computer Technology	1	0.7
Retired	18	13	Other:	11	8.0
Education	11	8.0	Pastor		
Farmer/Agriculture	9	6.5	Funeral Director		
Self-Employed	7	5.1	Realtor		
Banking	4	2.9	Pilot		
Communications/Consultant	4	2.9	Unknown/Unreported	6	4.3
Physician	4	2.9			

# COMMONWEALTH OF KENTUCKY

## 2016 GENERAL ASSEMBLY

### LEGISLATIVE DISTRICTS



SENATE  
DISTRICTS

COUNTY

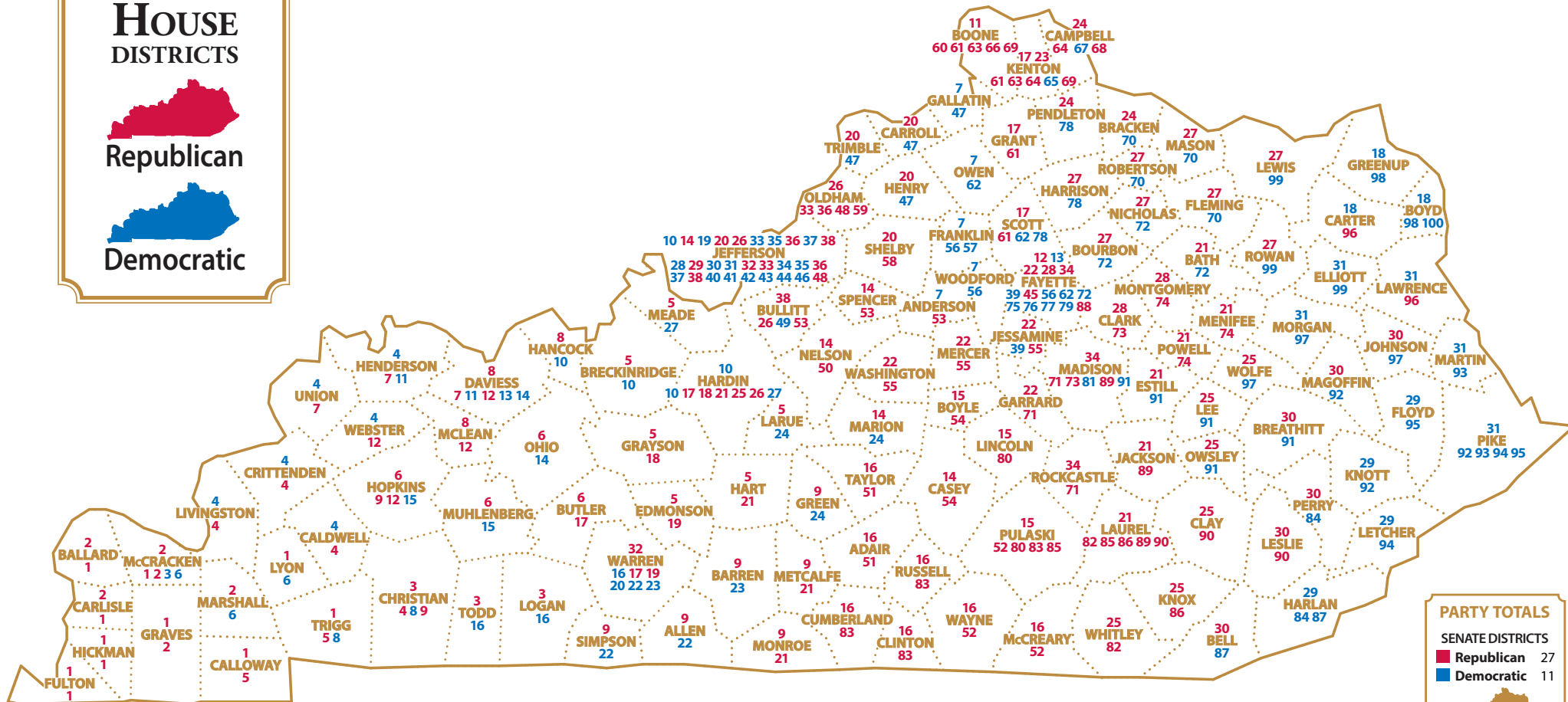
HOUSE  
DISTRICTS



Republican



Democratic



PARTY TOTALS	
SENATE DISTRICTS	
Republican	27
Democratic	11
HOUSE DISTRICTS	
Democratic	53
Republican	47